

## EAGLE EYE SENSORS

# Monitor environmental conditions with the Eagle Eye Cloud VMS for a more complete view of your facilities.

Track air quality, temperature, water presence, and more with wireless sensors that connect to the cloud automatically — no integration required. With Eagle Eye Sensors, you can visualize that data, get reports, and set up alerts to ensure your sensitive equipment and areas are secure.


Each sensor transmits data via Bluetooth 5 (BLE5) and connects to the Eagle Eye Gateway with a push of a button.



**Indoor  
Air Quality  
Sensor**



**Water  
Presence Area  
(Rope) Sensor**



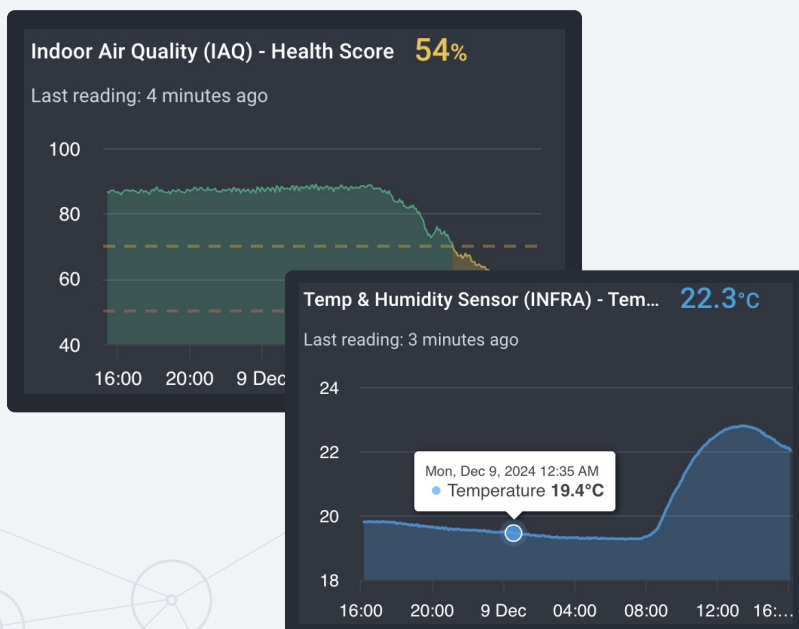
**Water  
Detection Puck  
Sensor**



**Ambient  
Temperature and  
Humidity Sensor**



**Wireless  
Door  
Sensor**



## Benefits:

- Simplify operations by managing sensors and cameras in one simple interface.
- Monitor activity in bathrooms, secure storage, and sensitive locations with a privacy-compliant solution.
- Set thresholds and receive notifications to address situations before they escalate.
- Monitor real-time environmental changes alongside video feeds for immediate context.
- Analyze trends over time to ensure compliance, improve safety, and optimize operations.
- Easily integrate additional sensor types and capabilities as requirements evolve.


## Applications for Eagle Eye Sensors:



**Educational institutions**



**Building management systems**



**Hospitality and hotels**



**Agriculture and greenhouses**




**Server rooms/ data centers**



**Healthcare and pharmaceuticals**



**Industrial facilities**



**Warehouses**



**Industrial equipment**



**Cold storage**



**Public safety**



**Public transportation and airports**

## Sensors can even go in places cameras can't.

Place sensors near cameras to add visual context to your data or put them where cameras aren't allowed due to privacy concerns or physical constraints.

## Connect your sensors with the Eagle Eye Sensors Gateway.

The gateway receives data from each sensor and then transmits the data to the Eagle Eye Cloud VMS via the Eagle Eye Cloud VMS. Each gateway supports up to 150 sensors within a 30-60m (100-200ft) radius, depending on the sensor model.

Only available in the United States and Canada.



**LEARN MORE**  
Visit our website  
[EEN.COM](https://www.een.com)

**UNITED STATES**  
+1-512-473-0500  
[sales@een.com](mailto:sales@een.com)

**LATIN AMERICA/CARIBBEAN**  
+52 55 8526 4926  
[LATAMsales@een.com](mailto:LATAMsales@een.com)

**EUROPE**  
+31 20 26 10 460  
[EMEAsales@een.com](mailto:EMEAsales@een.com)

**ASIA-PACIFIC**  
+81-3-6868-5527  
[APACsales@een.com](mailto:APACsales@een.com)