


PROFESSIONAL INSTALLATION REVIEW


# Eagle Eye Implementation Service


Optimize installations with an Eagle Eye professional to ensure proper setup - every time





## Benefits


- 

Achieve maximum end user satisfaction by optimizing their video performance
- 

Reduce your time on site during installations and support calls
- 

Reduce future truck rolls or maintenance calls to save you and the end user time and money
- 

Expand knowledge to your team of technicians to better train them on proper installations
- 

Increase your ability to retain end users with proper installations and configurations
- 

Ensure your contract installers complete each job correctly

## Optimize installations

Eagle Eye Networks offers an Implementation Service to all new (mandatory) and existing (optional) Certified Resellers. This service is designed to save resellers money by ensuring that your end user's system is set up properly from day one.

The Eagle Eye Implementation Service is available for Eagle Eye Bridge/CMVR installations and Eagle Eye LPR (license plate recognition) installations. The service is delivered in four phases with each task being performed by an experienced Eagle Eye Implementation Specialist.

- 1. Pre-install design review**  
Conducted prior to the installation. Reviews the project requirements and evaluates the proposed equipment to verify the correct products are included in the design.
- 2. Physical install initial check**  
The reseller communicates that the installation is complete. The Implementation Specialist will perform backend diagnostics to guarantee initial health.
- 3. Post-install configuration check**  
In-depth examination of the installed system. Usually scheduled around seven days after the installation. This confirms that the configuration aligns with the end user's requirements.
- 4. 30 day health check**  
Evaluates how the system is performing one month after the installation. If any adjustments are needed those recommendations will be implemented at this time.

## Part numbers

EN-COM-001	Eagle Eye VMS 2xx, 3xx, 4xx Implementation
EN-COM-002	Eagle Eye VMS 5xx, 6xx Implementation
EN-COM-003	Eagle Eye VMS 7xx, 8xx, 9xx Implementation
EN-COM-010	Eagle Eye VMS LPR Implementation